







# PRIDESYS ERP<sup>©</sup> Modules

SL	Product	Modules
1		<p><b>Office Management:</b></p> <ul style="list-style-type: none"> <li>• Personal Services</li> <li>• Corporate Services</li> <li>• Office Communication</li> <li>• Workflow Management</li> </ul> <p><b>Human Capital Management</b></p> <ul style="list-style-type: none"> <li>• Personnel Directory</li> <li>• Time Attendance</li> <li>• Leave Management</li> <li>• Payroll Management</li> <li>• Final Settlement</li> </ul> <p><b>Purchase Management</b></p> <ul style="list-style-type: none"> <li>• Purchase Configuration</li> <li>• Purchase Requisition</li> <li>• LC Management</li> <li>• Local Purchase</li> </ul> <p><b>Material Management</b></p> <ul style="list-style-type: none"> <li>• Inventory Requisition</li> <li>• Inventory Control</li> <li>• Inventory Status</li> <li>• General</li> <li>• Receive Transactions</li> <li>• Issue Transactions</li> </ul> <p><b>Sales &amp; Commercial Management</b></p> <ul style="list-style-type: none"> <li>• Sales Configurations</li> <li>• Sales Offer</li> <li>• LC Management (Export &amp; Local)</li> <li>• Sales Delivery</li> <li>• Sales Collection</li> </ul> <p><b>Financials Management</b></p> <ul style="list-style-type: none"> <li>• Configuration</li> <li>• Financial Budget</li> <li>• Transaction</li> <li>• Integration</li> </ul> <p><b>Security &amp; Access Control</b></p> <ul style="list-style-type: none"> <li>• Role</li> <li>• User Access Control</li> <li>• Backup Plan &amp; Policy</li> <li>• Log Engine</li> </ul>
2		<p><b>Quotation &amp; Pre-Costing Management</b></p> <ul style="list-style-type: none"> <li>• Quotation for Order</li> <li>• Projection</li> <li>• Budget for Order</li> </ul>

	Specialize Graments ERP	<p><b>Merchandising Management</b></p> <ul style="list-style-type: none"> <li>• Order Information</li> <li>• Booking Information</li> <li>• Proforma Invoice</li> <li>• Commercial Document</li> <li>• Time and Action Plan</li> </ul> <p><b>Sample Management</b></p> <ul style="list-style-type: none"> <li>• Sample Requisition</li> <li>• Sample Development</li> </ul> <p><b>Industrial Engineering Management</b></p> <ul style="list-style-type: none"> <li>• Style Bulletin</li> <li>• Style Layout</li> <li>• IE Transaction</li> <li>• Skill Inventory</li> </ul> <p><b>Inventory Management</b></p> <ul style="list-style-type: none"> <li>• Inventory Requisition</li> <li>• Inventory Control</li> <li>• Inventory Status</li> <li>• Inventory Issue</li> <li>• Inventory Receive</li> <li>• Garments Export</li> </ul> <p><b>Production Management</b></p> <ul style="list-style-type: none"> <li>• Knitting</li> <li>• Dyeing</li> <li>• Sewing</li> <li>• Finishing</li> <li>• Inspection</li> <li>• Artwork</li> <li>• Embroidery</li> </ul> <p><b>Commercial Management</b></p> <ul style="list-style-type: none"> <li>• Import</li> <li>• Export</li> </ul> <p><b>Washing Management</b></p> <ul style="list-style-type: none"> <li>• Wash Order</li> <li>• Wash Production</li> <li>• Receive &amp; Delivery Info</li> </ul>
3	 Specialize Textile ERP	<p><b>Development &amp; Costing</b></p> <ul style="list-style-type: none"> <li>• Item Wise Process</li> <li>• Costing Policy</li> <li>• Costing Requisition &amp; Approval</li> <li>• Costing Design &amp; Development</li> </ul> <p><b>Sample Development</b></p> <ul style="list-style-type: none"> <li>• Sample Requisition &amp; Approval</li> <li>• Sample Development</li> </ul> <p><b>Code Development</b></p> <ul style="list-style-type: none"> <li>• Sample Collection &amp; Control</li> <li>• Code Management &amp; Control</li> </ul>

	<p><b>Production Design</b></p> <ul style="list-style-type: none"> <li>• BOM Development</li> <li>• Production Policy</li> <li>• Production Design</li> </ul>
	<p><b>Production Plan</b></p> <ul style="list-style-type: none"> <li>• Production Planning</li> <li>• Planning Board</li> </ul>
	<p><b>Production Order</b></p> <ul style="list-style-type: none"> <li>• Order Estimate</li> <li>• LOT Management</li> <li>• Order Management</li> <li>• Process Management</li> </ul>
	<p><b>Warping</b></p> <ul style="list-style-type: none"> <li>• Grey Beam Management</li> <li>• Warp Management</li> </ul>
	<p><b>Rope Dyeing</b></p> <ul style="list-style-type: none"> <li>• Ball Warping Management</li> <li>• Rope Dyeing Management</li> <li>• LCB Warping Management</li> <li>• Reconning Management</li> </ul>
	<p><b>Dyeing &amp; Sizing</b></p> <ul style="list-style-type: none"> <li>• BOM Management</li> <li>• Dyeing &amp; Sizing</li> </ul>
	<p><b>Weaving</b></p> <ul style="list-style-type: none"> <li>• Machine Management</li> <li>• Weaving Knotting</li> <li>• Doffing Management</li> <li>• Production Management</li> </ul>
	<p><b>Grey Inspection</b></p> <ul style="list-style-type: none"> <li>• Grey Inspection</li> <li>• Packing Management</li> </ul>
	<p><b>Finishing</b></p> <ul style="list-style-type: none"> <li>• Fabric Management</li> <li>• Dyeing &amp; Finishing</li> </ul>
	<p><b>Final Inspection</b></p> <ul style="list-style-type: none"> <li>• LOT Management</li> <li>• Roll Management</li> <li>• Inspection Process</li> </ul>
	<p><b>Sub Contract Management</b></p> <ul style="list-style-type: none"> <li>• BOM</li> <li>• Sub Contract Control</li> <li>• Factory Management</li> </ul>

4		<b>Pridesys Interactive Board Management</b> <ul style="list-style-type: none"> <li>• Production Forecasting</li> <li>• Capacity Utilization</li> </ul>
		<b>Plan Management</b> <ul style="list-style-type: none"> <li>• Planning</li> <li>• Ladder Plan</li> </ul>
5		<b>Pride Cut Plan Management</b> <ul style="list-style-type: none"> <li>• Cutting Forecasting</li> <li>• Cutting Analyzer</li> <li>• Multiple Cutting Management</li> </ul>
		<b>Pride Cutting Management</b> <ul style="list-style-type: none"> <li>• Cutting Management</li> <li>• Bundle Cut Management</li> <li>• Fabric Roll Management</li> <li>• Fabric Reuse Management</li> </ul>
6		<b>Pridesys Dashboard Management</b> <ul style="list-style-type: none"> <li>• Management Dashboard</li> <li>• Module Dashboard</li> <li>• User Dashboard</li> </ul>